



Florian Effenberger

Deploying OpenOffice.org

**Installation and Configuration
in a Corporate Network**

**Linux-Kongress Nuremberg
September 23rd, 2010**

**OpenOffice.org**



Who's that guy?

- Volunteer in the OpenOffice.org community since 2004
- Marketing Project Lead
- Board of Directors at OpenOffice.org Deutschland e.V.



**Houston,
we have a problem!**

You know these?



The shoe image is courtesy of DailyClipArt.net and subject only to their license.
It is neither licensed under FDL nor PDL.
Used in this presentation with their permission.



What's wrong?

- “Sneakernet”
 - Software is installed once and will never be updated (i.e. neither fixes nor features)
 - Administrator “walks” from client to client
 - No consistent configuration
- Solutions
 - Workstation cloning (imaging)
 - Setting up a terminal server
 - Software deployment and configuration management



A bit of theory...



Software deployment

- How it works
 - All packages are on the server
 - Software database for each client
 - Installation over the network without user interaction (“silent”)
- Problems
 - Software must be a “package”
 - Distribution needs bandwidth
 - Nonetheless best solution



Software deployment

- Windows
 - Software not always packaged (MSI)
 - Different (and ugly) setup routines
 - Built-in deployment only with server
- Linux
 - Most software available as package
 - Mainly problems with legacy software
 - Contains basic software deployment



Configuration management

- Intention
 - Senseful defaults for broad user range rather than “every man for himself”
 - Help supporters and trainers
 - Locking of specific settings
 - Security policies
- Scope
 - Global (“domain wide”)
 - For machines or groups
 - Per user



Configuration management

- Basics on Windows
 - Group policies via Active Directory
 - Registry keys
 - Configuration files
- Basics on Linux
 - Configuration in /etc and /home
 - LDAP backend



In medias res



What about OpenOffice.org?

- Software deployment
 - DEB and RPM for Linux, MSI for Windows
 - Usable with most deployment toolkits
 - Extension deployment with unopkg
- Configuration management
 - XCU files (XML Registry Update Format)
 - Platform-independent format and syntax
 - Nearly all settings are stored as XCU
 - Applies also to extension configuration
 - Parts can be stored in LDAP



Installation on Windows

- “Silent” installation and updates possible
- **Please do not package yourself!**
- MSI properties for settings like
 - Installation path
 - Components to be installed
 - MS Office file associations
 - Desktop icon

Example for Windows

Windows Installer



File types and
desktop icon



Do not install
Quickstart
and
Online Update



```
start /wait
msiexec /qb /norestart /i openofficeorg32.msi
REGISTER_NO_MS0_TYPES=1
REGISTER_DOC=1
CREATEDESKTOPLINK=0
INSTALLLOCATION="C:\00o"
ADDLOCAL=ALL
REMOVE=gm_o_Onlineupdate,
gm_o_Quickstart
```

MSI package



Destination
path

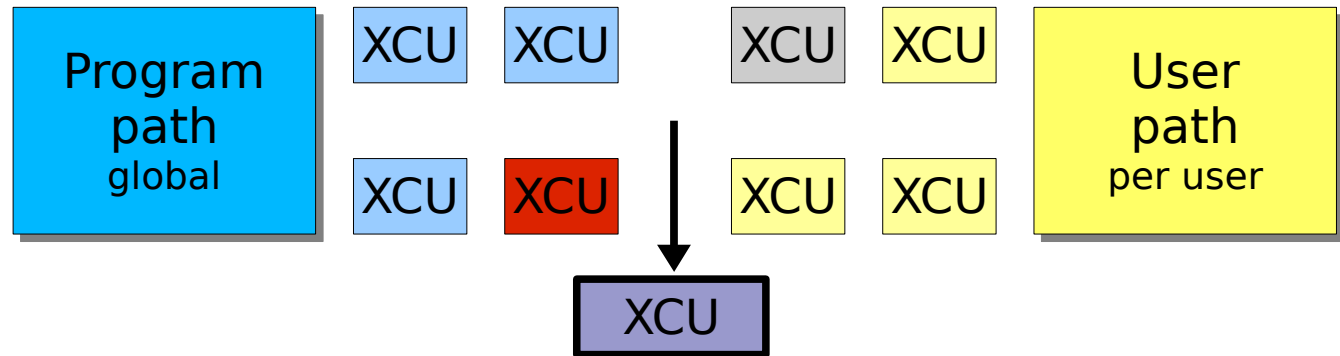




Installation on Linux

- Package and updates often already shipped by the distributor
- “Community Build” as DEB and RPM
- Installation is always “silent”

XCU configuration



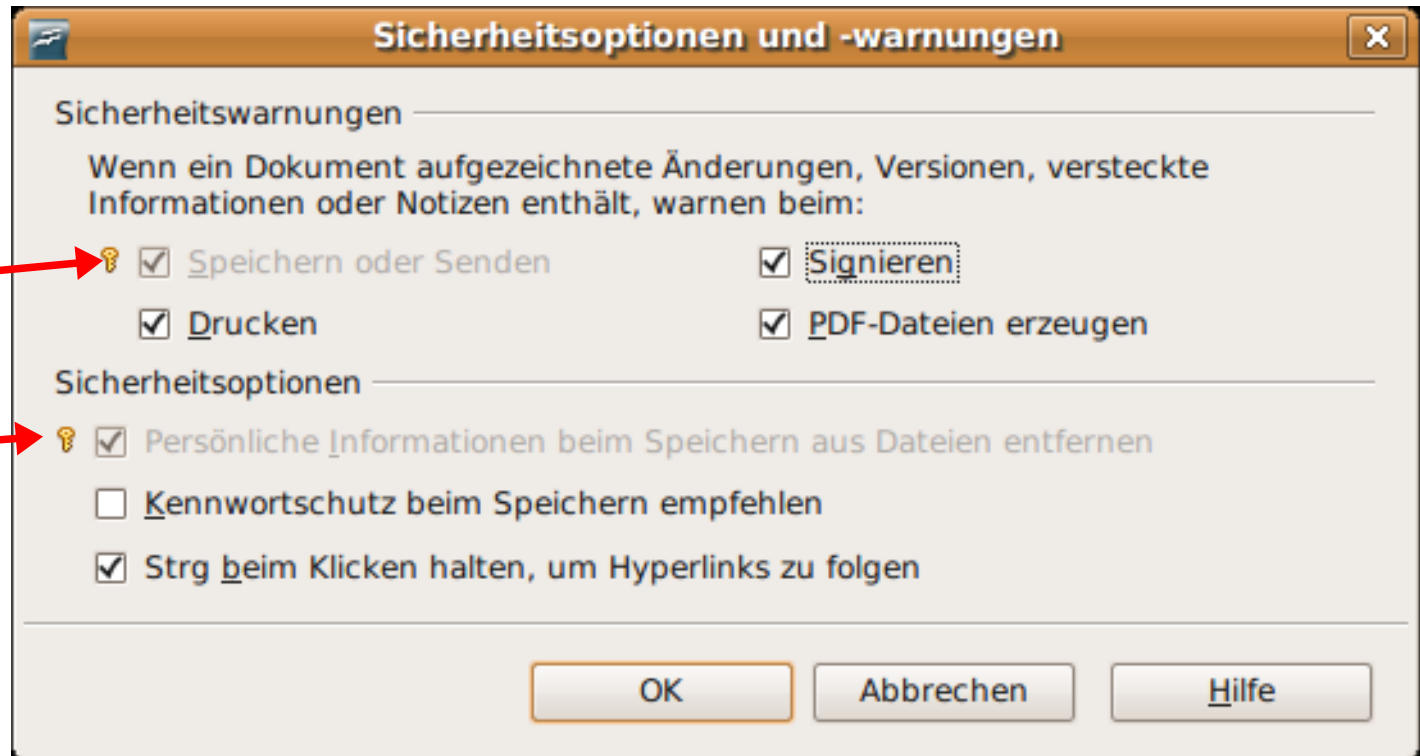
Global setting is the default,
as long as user doesn't configure something else

If so, the global setting
will be overwritten with the user's configuration

Locked settings are always mandatory

Features and functions can be disabled entirely

Configuration example



XCU syntax

Node
1st level

Setting

```
<node oor:name="Security">
  <node oor:name="Scripting">
    <prop oor:name="RemovePersonalInfoOnSaving"
oor:type="xs:boolean">
      <value>>true</value></prop>
    <prop oor:name="WarnSignDoc" oor:type="xs:boolean">
      <value>true</value>
    </prop>
    <prop oor:name="WarnCreatePDF" oor:type="xs:boolean">
      <value>true</value>
    </prop>
    <prop oor:name="WarnPrintDoc" oor:type="xs:boolean">
      <value>true</value>
    </prop>
    <prop oor:name="WarnSaveOrSendDoc"
oor:type="xs:boolean" oor:finalized="true">
      <value>true</value>
    </prop>
  </node>
</node>
```

Node
2nd level

Value

Locked
setting



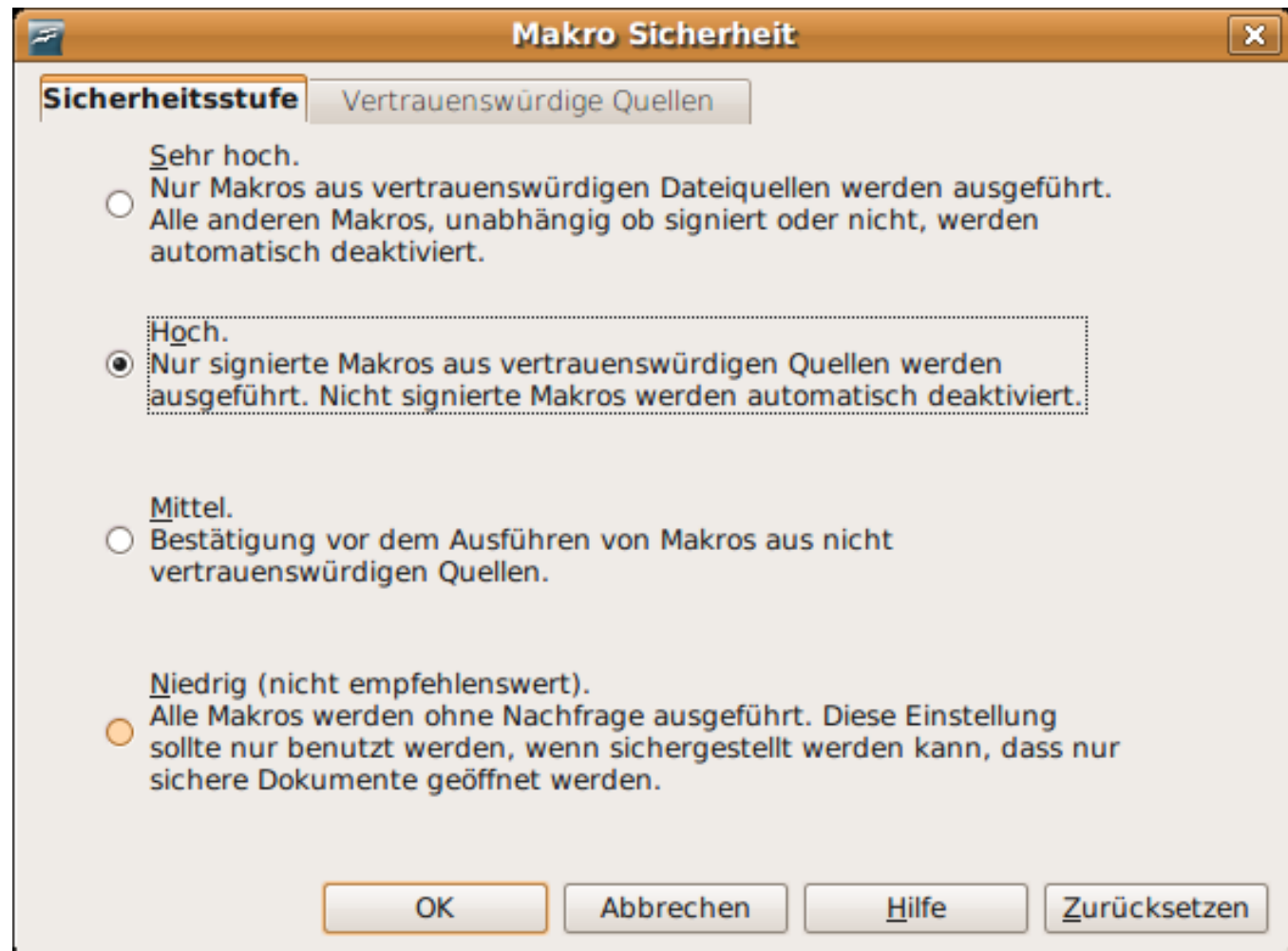
Best practice

- Configure with a test user
- Use resulting XCU files as template
- Copy them to the program path
- Remove path names and other personal settings
- Hint: XCU files can be deployed as extension




Some more examples

Macro security policy



Disabling first start wizard



The screenshot shows a window titled "Willkommen zu OpenOffice.org 3.0". On the left, a sidebar lists four steps: "1. Willkommen", "2. Benutzername", "3. Online Update", and "4. Registrierung", with the fourth step highlighted in orange. The main area is titled "OpenOffice.org Registrierung" and contains the following text: "Sie haben jetzt die Möglichkeit, der weltweit am schnellsten wachsenden Open-Source-Community beizutreten und diese zu unterstützen." followed by "Helfen Sie uns zu beweisen, dass OpenOffice.org einen beachtlichen Marktanteil besitzt, indem Sie OpenOffice.org registrieren." and "Die Registrierung ist freiwillig und ohne Verpflichtungen." Below this are three radio button options: "Ich möchte mich jetzt registrieren" (selected), "Ich möchte mich später registrieren", and "Ich möchte mich nicht registrieren". At the bottom, there are four buttons: "<< Zurück", "Weiter >>", "Fertig", and "Abbrechen".

Willkommen zu OpenOffice.org 3.0

Schritte

1. Willkommen
2. Benutzername
3. Online Update
4. Registrierung

OpenOffice.org Registrierung

Sie haben jetzt die Möglichkeit, der weltweit am schnellsten wachsenden Open-Source-Community beizutreten und diese zu unterstützen.

Helfen Sie uns zu beweisen, dass OpenOffice.org einen beachtlichen Marktanteil besitzt, indem Sie OpenOffice.org registrieren.

Die Registrierung ist freiwillig und ohne Verpflichtungen.

Ich möchte mich jetzt registrieren

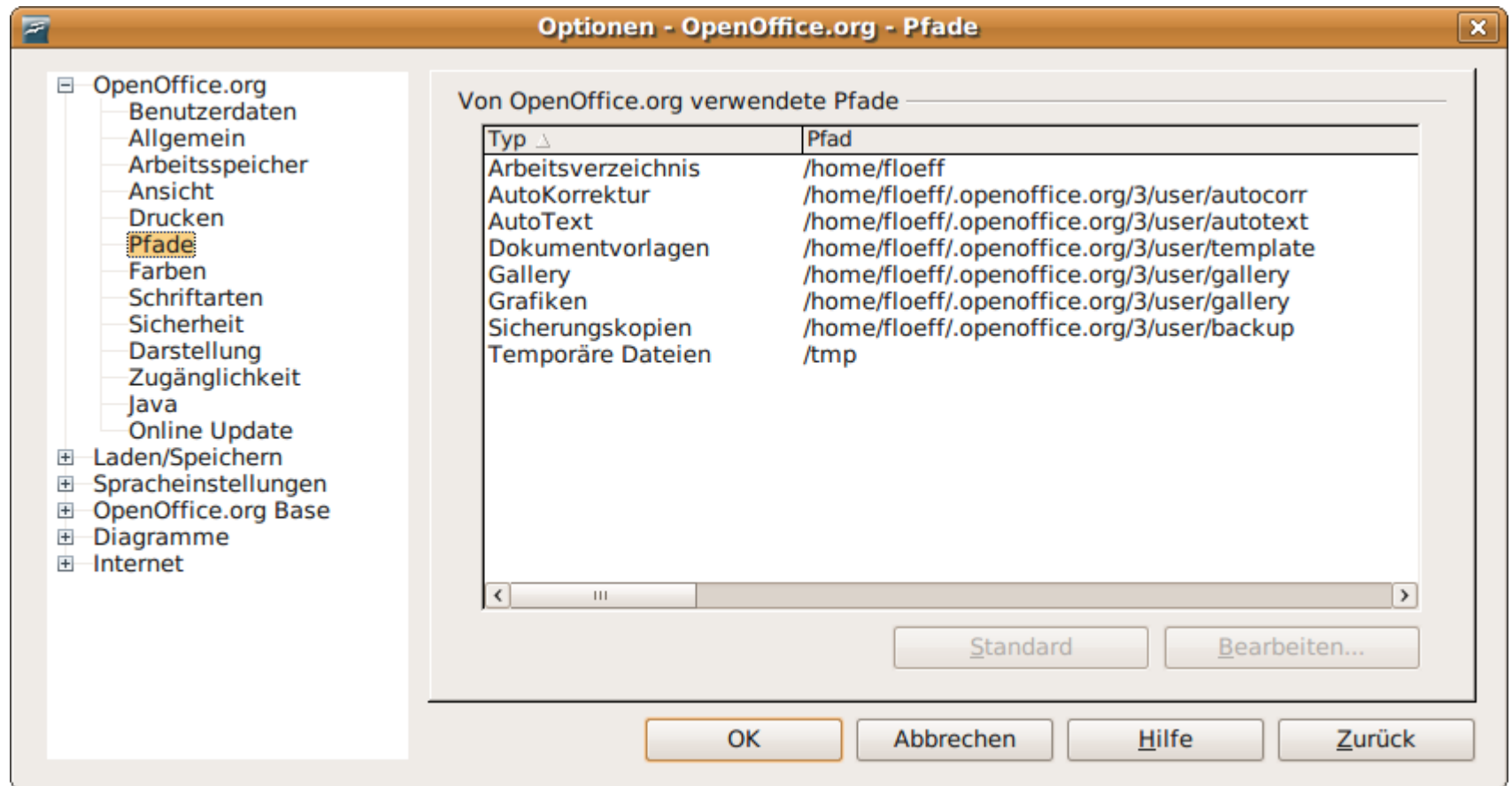
Ich möchte mich später registrieren

Ich möchte mich nicht registrieren












Wir wünschen Ihnen viel Spaß und Erfolg mit OpenOffice.org.
Klicken Sie auf 'Fertig', um den Assistenten zu beenden.








<< Zurück Weiter >> **Fertig** Abbrechen

Setting network paths



“Hidden” settings

	Rückgängig unmöglich	Strg+Z
	Wiederherstellen unmöglich	Strg+Y
	Letzter Befehl	Strg+Umschalt+Y
<hr/>		
	Ausschneiden	Strg+X
	Kopieren	Strg+C
	Einfügen	Strg+V
	Inhalte einfügen...	Strg+Umschalt+V
	Text auswählen	Strg+Umschalt+I
	Auswahlmodus	▶
	Alles auswählen	Strg+A
<hr/>		
	Änderungen	▶
	Dokument vergleichen...	
<input type="checkbox"/>	 Suchen & Ersetzen...	Strg+F
<input type="checkbox"/>		Navigator F5
	AutoText...	Strg+F3
<hr/>		
	Datenbank austauschen...	
	Feldbefehl...	
	Fußnote...	
	Verzeichniseintrag...	
	Literaturverzeichniseintrag...	
	Hyperlink	
<hr/>		
	Verknüpfungen...	

	Einfügen	Strg+V
	Inhalte einfügen...	Strg+Umschalt+V
	Auswahlmodus	▶
	Alles auswählen	Strg+A
<hr/>		
	Änderungen	▶
	Dokument vergleichen...	
<input type="checkbox"/>	 Suchen & Ersetzen...	Strg+F
<input type="checkbox"/>		Navigator F5
	AutoText...	Strg+F3
<hr/>		
	Datenbank austauschen...	
<hr/>		
<input type="checkbox"/>	 Plugin	



In a nutshell...

- Software deployment is a must
 - Up-to-date software
 - Common configuration
 - Security policies
- OpenOffice.org
 - can be easily deployed
 - its configuration is manageable
- Hint: free software deployment solutions are extremely powerful



Thank you!

E-mail: floeff@openoffice.org
Twitter/Identi.ca: @floeff

Copyright © 2008-2010, Florian Effenberger.

the contents of this documentation may be used under the terms of either the GNU Free Documentation License 1.2 or the Public Documentation License.

GNU Free Documentation License Notice

Copyright © 2008-2010, Florian Effenberger.

Permission is granted to copy, distribute and/or modify this document under the terms of the GNU Free Documentation License, Version 1.2 or any later version published by the Free Software Foundation; with no Invariant Sections, no Front-Cover Texts, and no Back-Cover Texts.

A copy of the license can be found at <http://www.gnu.org/licenses/fdl.txt>.

Public Documentation License Notice

The contents of this Documentation are subject to the Public Documentation License Version 1.0 (the "License"); you may only use this Documentation if you comply with the terms of this License. A copy of the License can be found at <http://www.openoffice.org/licenses/PDL.html>.

The Original Documentation is "Deploying OpenOffice.org - Installation and Configuration in a Corporate Network".

The Initial Writer of the Original Documentation is Florian Effenberger Copyright © 2010. All Rights Reserved.

Initial Writer contact(s): floeff@openoffice.org

Contributors are:

The shoe image is courtesy of DailyClipArt.net and subject only to their license.

It is neither licensed under FDL nor PDL.

Used in this presentation with their permission.





Even more examples...

- “Comfort”
 - Network printers
 - Templates and styles
 - Database registration
 - Toolbars, hotkeys and menus
 - Default file format
- Security
 - Certificates and paths
 - Removing metadata
- Disable “nags”
 - User Improvement Program
 - Crash Reporter